



Location: CMA1b - Oil St Community Liaison Centre

Report on 24-hour TSP monitoring

Action Level ($\mu\text{g}/\text{m}^3$) - 176.7

Limit Level ($\mu\text{g}/\text{m}^3$) - 260

Date	Sampling Time	Weather Condition	Filter paper no.	Filter Weight, g		Elapse Time, hr		Sampling Time, hr	Flow Rate, m^3/min			Total Volume, m^3	TSP Level, $\mu\text{g}/\text{m}^3$
				Initial	Final	Initial	Final		Initial, Q_{si}	Final, Q_{sf}	Average		
30/8/2011	8:00	Fine	001085	2.7986	3.1005	9785.03	9809.02	23.99	1.23	1.19	1.21	1744	173
5/9/2011	8:00	Fine	000973	2.7890	2.8827	9789.90	9813.90	24.00	1.09	1.09	1.09	1576	59
10/9/2011	8:00	Fine	001086	2.7863	2.9156	0.15	24.16	24.01	1.19	1.19	1.19	1710	76
16/9/2011	8:00	Sunny	001259	2.8856	2.9707	27.16	51.14	23.98	1.21	1.21	1.21	1738	49

Report on 1-hour TSP monitoring

Action Level ($\mu\text{g}/\text{m}^3$) - 320.1

Limit Level ($\mu\text{g}/\text{m}^3$) - 500

Date	Sampling Time	Weather Condition	Filter paper no.	Filter Weight, g		Elapse Time, hr		Sampling Time, hr	Flow Rate, m^3/min			Total Volume, m^3	TSP Level, $\mu\text{g}/\text{m}^3$
				Initial	Final	Initial	Final		Initial, Q_{si}	Final, Q_{sf}	Average		
31/8/2011	9:45	Fine	000972	2.8145	2.8360	9809.02	9810.02	1.00	1.15	1.09	1.12	67	320
31/8/2011	10:55	Fine	000977	2.7530	2.7681	9810.02	9811.02	1.00	1.18	1.06	1.12	67	225
31/8/2011	13:00	Fine	000978	2.7628	2.7769	9811.02	9812.02	1.00	1.22	1.13	1.18	71	200
6/9/2011	10:05	Fine	000983	2.7652	2.7742	9813.90	9814.90	1.00	1.09	1.05	1.07	64	140
6/9/2011	13:00	Fine	000984	2.7716	2.7779	9814.90	9815.90	1.00	1.09	1.00	1.05	63	100
6/9/2011	14:05	Fine	000987	2.7930	2.7993	9816.90	9817.90	1.00	1.14	1.14	1.14	68	92
12/9/2011	8:25	Cloudy	001147	2.7572	2.7637	24.16	25.16	1.00	1.21	1.19	1.20	72	90
12/9/2011	9:50	Cloudy	001251	2.8646	2.8725	25.16	26.16	1.00	1.19	1.19	1.19	71	111
12/9/2011	11:00	Cloudy	001255	2.8771	2.8851	26.16	27.16	1.00	1.19	1.19	1.19	71	112
17/9/2011	8:30	Sunny	001205	2.7318	2.7379	51.14	52.14	1.00	1.21	1.18	1.20	72	85
17/9/2011	9:35	Sunny	001282	2.8474	2.8539	52.14	53.14	1.00	1.14	1.09	1.12	67	97
17/9/2011	10:43	Sunny	001284	2.8416	2.8469	53.14	54.14	1.00	1.14	1.05	1.09	66	81

The monitoring station was temporary suspension until obtainment of a representative long-term air monitoring station on 18 September 2011

Location: CMA2a - Causeway Bay Community Centre

Report on 24-hour TSP monitoring

Action Level ($\mu\text{g}/\text{m}^3$) - 169.5

Limit Level ($\mu\text{g}/\text{m}^3$) - 260

Date	Sampling Time	Weather Condition	Filter paper no.	Filter Weight, g		Elapse Time, hr		Sampling Time, hr	Flow Rate, m^3/min			Total Volume, m^3	TSP Level, $\mu\text{g}/\text{m}^3$
				Initial	Final	Initial	Final		Initial, Q_{si}	Final, Q_{sf}	Average		
30/8/2011	8:00	Fine	001084	2.8092	3.1203	14258.90	14282.89	23.99	1.39	1.39	1.39	1998	156
5/9/2011	8:00	Fine	001041	2.7709	2.8961	14285.90	14309.88	23.98	1.32	1.37	1.35	1938	65
10/9/2011	8:00	Fine	001114	2.8018	2.9234	14312.88	14336.88	24.00	1.42	1.42	1.42	2042	60
16/9/2011	8:00	Sunny	001049	2.7580	2.8337	14339.88	14363.86	23.98	1.42	1.42	1.42	2037	37
22/9/2011	8:00	Cloudy	001286	2.8339	3.0183	14366.86	14390.86	24.00	1.38	1.42	1.40	2014	92

Report on 1-hour TSP monitoring

Action Level ($\mu\text{g}/\text{m}^3$) - 323.4

Limit Level ($\mu\text{g}/\text{m}^3$) - 500

Date	Sampling Time	Weather Condition	Filter paper no.	Filter Weight, g		Elapse Time, hr		Sampling Time, hr	Flow Rate, m^3/min			Total Volume, m^3	TSP Level, $\mu\text{g}/\text{m}^3$
				Initial	Final	Initial	Final		Initial, Q_{si}	Final, Q_{sf}	Average		
31/8/2011	9:30	Fine	000971	2.8114	2.8288	14282.89	14283.89	1.00	1.41	1.41	1.41	84	206
31/8/2011	10:35	Fine	000974	2.8157	2.8343	14283.89	14284.89	1.00	1.41	1.41	1.41	84	220
31/8/2011	13:00	Fine	000975	2.7655	2.7853	14284.89	14285.89	1.00	1.32	1.32	1.32	79	251
6/9/2011	10:00	Fine	000982	2.7595	2.7682	14309.88	14310.88	1.00	1.42	1.37	1.39	84	104
6/9/2011	11:00	Fine	000985	2.7696	2.7771	14310.88	14311.88	1.00	1.37	1.32	1.35	81	93
6/9/2011	13:00	Fine	000986	2.7696	2.7757	14311.88	14312.88	1.00	1.35	1.37	1.36	82	75
12/9/2011	8:00	Cloudy	001242	2.8680	2.8771	14336.88	14337.88	1.00	1.44	1.42	1.43	86	106
12/9/2011	10:00	Cloudy	001252	2.8602	2.8683	14337.88	14338.88	1.00	1.42	1.42	1.42	85	95
12/9/2011	11:00	Cloudy	001256	2.8714	2.8800	14338.88	14339.88	1.00	1.42	1.42	1.42	85	101
17/9/2011	8:42	Sunny	001281	2.8588	2.8652	14363.86	14364.86	1.00	1.30	1.28	1.29	77	83
17/9/2011	9:46	Sunny	001283	2.8555	2.8622	14364.86	14365.86	1.00	1.42	1.39	1.40	84	80
17/9/2011	10:52	Sunny	001285	2.8445	2.8508	14365.86	14366.86	1.00	1.37	1.37	1.37	82	77
23/9/2011	8:30	Cloudy	001288	2.8548	2.8677	14390.86	14391.86	1.00	1.42	1.42	1.42	85	151
23/9/2011	9:40	Cloudy	001289	2.8560	2.8695	14391.86	14392.86	1.00	1.38	1.38	1.38	83	164
23/9/2011	11:00	Cloudy	001291	2.8610	2.8725	14392.86	14393.86	1.00	1.33	1.33	1.33	80	144



Location: CMA3a - CWB PRE Site Office Area

Report on 24-hour TSP monitoring
 Action Level ($\mu\text{g}/\text{m}^3$) - 171
 Limit Level ($\mu\text{g}/\text{m}^3$) - 260

Date	Sampling Time	Weather Condition	Filter paper no.	Filter Weight, g		Elapse Time, hr		Sampling Time, hr	Flow Rate, m^3/min			Total Volume, m^3	TSP Level, $\mu\text{g}/\text{m}^3$
				Initial	Final	Initial	Final		Initial, Q_{si}	Final, Q_{sf}	Average		
30/8/2011	8:00	Fine	001122	2.7984	3.1425	10091.64	10115.64	24.00	1.41	1.41	1.41	2030	170
5/9/2011	8:00	Fine	001111	2.7897	2.9283	10118.56	10142.56	24.00	1.41	1.41	1.41	2032	68
10/9/2011	8:00	Fine	001145	2.7608	2.9331	10145.56	10169.55	23.99	1.47	1.47	1.47	2109	82
16/9/2011	8:00	Sunny	001260	2.8868	2.9915	10172.55	10196.54	23.99	1.41	1.41	1.41	2031	52
22/9/2011	8:00	Cloudy	001265	2.8748	3.1238	10199.52	10223.52	24.00	1.44	1.47	1.46	2098	119

Report on 1-hour TSP monitoring
 Action Level ($\mu\text{g}/\text{m}^3$) - 311.3
 Limit Level ($\mu\text{g}/\text{m}^3$) - 500

Date	Sampling Time	Weather Condition	Filter paper no.	Filter Weight, g		Elapse Time, hr		Sampling Time, hr	Flow Rate, m^3/min			Total Volume, m^3	TSP Level, $\mu\text{g}/\text{m}^3$
				Initial	Final	Initial	Final		Initial, Q_{si}	Final, Q_{sf}	Average		
31/8/2011	9:35	Fine	001203	2.7328	2.7522	10115.62	10116.63	1.01	1.40	1.40	1.40	84	231
31/8/2011	13:00	Fine	000746	2.7986	2.8237	10116.63	10117.63	1.00	1.55	1.55	1.55	93	269
31/8/2011	14:39	Fine	001131	2.7515	2.7714	10117.63	10118.47	0.84	1.40	1.40	1.40	71	282
6/9/2011	10:08	Fine	001238	2.8724	2.8824	10142.56	10143.56	1.00	1.41	1.41	1.41	85	118
6/9/2011	13:00	Fine	001141	2.7528	2.7596	10143.56	10144.56	1.00	1.41	1.41	1.41	85	80
6/9/2011	14:50	Fine	001143	2.7603	2.7688	10144.56	10145.56	1.00	1.41	1.41	1.41	85	100
12/9/2011	9:15	Cloudy	001149	2.7616	2.7707	10169.55	10170.55	1.00	1.47	1.47	1.47	88	104
12/9/2011	10:28	Cloudy	001253	2.8843	2.8942	10170.55	10171.55	1.00	1.52	1.52	1.52	91	109
12/9/2011	13:00	Cloudy	001257	2.8957	2.9052	10171.55	10172.55	1.00	1.52	1.52	1.52	91	104
17/9/2011	10:09	Sunny	001201	2.7519	2.7628	10196.54	10197.52	0.98	1.41	1.41	1.41	83	131
17/9/2011	13:00	Sunny	001287	2.8462	2.8566	10197.52	10198.53	1.01	1.38	1.38	1.38	84	124
17/9/2011	14:20	Sunny	001236	2.8613	2.8714	10198.53	10199.51	0.98	1.41	1.41	1.41	84	121
23/9/2011	9:40	Cloudy	001273	2.8531	2.8720	10223.52	10224.52	1.00	1.42	1.42	1.42	85	222
23/9/2011	10:55	Cloudy	001229	2.8503	2.8686	10224.52	10225.52	1.00	1.42	1.42	1.42	85	215
23/9/2011	13:00	Cloudy	001293	2.8707	2.8851	10225.52	10226.52	1.00	1.31	1.31	1.31	79	183



Location: CMA4a - SPCA

Report on 24-hour TSP monitoring
Action Level ($\mu\text{g}/\text{m}^3$) - 171.2
Limit Level ($\mu\text{g}/\text{m}^3$) - 260

Date	Sampling Time	Weather Condition	Filter paper no.	Filter Weight, g		Elapse Time, hr		Sampling Time, hr	Flow Rate, m^3/min			Total Volume, m^3	TSP Level, $\mu\text{g}/\text{m}^3$
				Initial	Final	Initial	Final		Initial, Q_{si}	Final, Q_{sf}	Average		
30/8/2011	8:00	Fine	001158	2.7534	3.0015	13741.25	13765.25	24.00	1.14	1.14	1.14	1645	151
5/9/2011	8:00	Fine	000988	2.7537	2.8571	13768.24	13792.23	23.99	1.15	1.15	1.15	1650	63
10/9/2011	8:00	Fine	001146	2.7537	2.8674	13795.23	13819.23	24.00	1.12	1.12	1.12	1618	70
16/9/2011	8:00	Sunny	001159	2.7372	2.7996	13822.23	13846.21	23.98	1.12	1.12	1.12	1614	39
22/9/2011	8:00	Cloudy	001266	2.8641	3.0091	13849.21	13873.21	24.00	1.15	1.15	1.15	1658	87

Report on 1-hour TSP monitoring
Action Level ($\mu\text{g}/\text{m}^3$) - 312.5
Limit Level ($\mu\text{g}/\text{m}^3$) - 500

Date	Sampling Time	Weather Condition	Filter paper no.	Filter Weight, g		Elapse Time, hr		Sampling Time, hr	Flow Rate, m^3/min			Total Volume, m^3	TSP Level, $\mu\text{g}/\text{m}^3$
				Initial	Final	Initial	Final		Initial, Q_{si}	Final, Q_{sf}	Average		
31/8/2011	9:25	Fine	001204	2.7327	2.7486	13765.24	13766.24	1.00	1.14	1.14	1.14	68	233
31/8/2011	13:00	Fine	000747	2.7929	2.8131	13766.24	13767.24	1.00	1.11	1.11	1.11	67	302
31/8/2011	14:26	Fine	001130	2.7853	2.8033	13767.24	13768.24	1.00	1.11	1.11	1.11	67	269
6/9/2011	9:54	Fine	001237	2.8664	2.8712	13792.23	13793.23	1.00	1.07	1.10	1.09	65	74
6/9/2011	13:22	Fine	001142	2.7571	2.7615	13793.23	13794.23	1.00	1.12	1.12	1.12	67	65
6/9/2011	14:58	Fine	001144	2.7654	2.7698	13794.23	13795.23	1.00	1.12	1.12	1.12	67	65
12/9/2011	8:58	Cloudy	001148	2.7670	2.7721	13819.23	13820.23	1.00	1.12	1.12	1.12	67	76
12/9/2011	10:38	Cloudy	001254	2.8851	2.8914	13820.23	13821.23	1.00	1.12	1.12	1.12	67	94
12/9/2011	13:00	Cloudy	001258	2.8880	2.8949	13821.23	13822.23	1.00	1.15	1.15	1.15	69	100
17/9/2011	9:53	Sunny	001202	2.7452	2.7504	13846.21	13847.21	1.00	1.12	1.15	1.13	68	77
17/9/2011	13:00	Sunny	001187	2.7714	2.7755	13847.21	13848.21	1.00	1.12	1.12	1.12	67	61
17/9/2011	14:30	Sunny	001264	2.8688	2.8741	13848.21	13849.21	1.00	1.10	1.12	1.11	67	80
23/9/2011	9:29	Cloudy	001272	2.8663	2.8761	13873.21	13874.21	1.00	1.20	1.18	1.19	71	137
23/9/2011	10:50	Cloudy	001230	2.8457	2.8560	13874.21	13875.21	1.00	1.18	1.18	1.18	71	146
23/9/2011	13:00	Cloudy	001228	2.8532	2.8634	13875.21	13876.21	1.00	1.18	1.18	1.18	71	145



Location: CMA5a - Children Garden opposite to Pedestrian Plaza

Report on 24-hour TSP monitoring

Action Level ($\mu\text{g}/\text{m}^3$) - 181
Limit Level ($\mu\text{g}/\text{m}^3$) - 260

Date	Sampling Time	Weather Condition	Filter paper no.	Filter Weight, g		Elapse Time, hr		Sampling Time, hr	Flow Rate, m^3/min			Total Volume, m^3	TSP Level, $\mu\text{g}/\text{m}^3$
				Initial	Final	Initial	Final		Initial, Q_{si}	Final, Q_{sf}	Average		
30/8/2011	8:00	Fine	001073	2.7797	3.0599	14724.44	14748.42	23.98	1.17	1.17	1.17	1686	166
5/9/2011	8:00	Fine	001040	2.7764	2.9069	14751.42	14775.41	23.99	1.15	1.15	1.15	1655	79
10/9/2011	8:00	Fine	001048	2.8057	2.9302	14778.41	14802.40	23.99	1.15	1.15	1.15	1658	75
16/9/2011	8:00	Sunny	001210	2.7441	2.8673	14805.40	14829.39	23.99	1.15	1.15	1.15	1654	74
22/9/2011	8:00	Cloudy	001186	2.7591	2.9137	14832.39	14856.38	23.99	1.13	1.16	1.14	1644	94

Report on 1-hour TSP monitoring

Action Level ($\mu\text{g}/\text{m}^3$) - 332
Limit Level ($\mu\text{g}/\text{m}^3$) - 500

Date	Sampling Time	Weather Condition	Filter paper no.	Filter Weight, g		Elapse Time, hr		Sampling Time, hr	Flow Rate, m^3/min			Total Volume, m^3	TSP Level, $\mu\text{g}/\text{m}^3$
				Initial	Final	Initial	Final		Initial, Q_{si}	Final, Q_{sf}	Average		
31/8/2011	8:18	Fine	001123	2.7861	2.7945	14748.42	14749.42	1.00	1.02	1.02	1.02	61	137
31/8/2011	9:23	Fine	001035	2.7899	2.8042	14749.42	14750.42	1.00	1.14	1.14	1.14	68	209
31/8/2011	10:28	Fine	001037	2.7736	2.7914	14750.42	14751.42	1.00	1.14	1.14	1.14	68	261
6/9/2011	8:15	Fine	001064	2.8039	2.8122	14775.41	14776.41	1.00	1.15	1.15	1.15	69	120
6/9/2011	9:43	Fine	001043	2.7725	2.7795	14776.41	14777.41	1.00	1.15	1.15	1.15	69	102
6/9/2011	10:45	Fine	001045	2.8026	2.8095	14777.41	14778.41	1.00	1.15	1.15	1.15	69	100
12/9/2011	9:45	Cloudy	001304	2.8633	2.8705	14802.40	14803.40	1.00	1.09	1.09	1.09	66	110
12/9/2011	10:47	Cloudy	001303	2.8731	2.8794	14803.40	14804.40	1.00	1.01	1.01	1.01	60	104
12/9/2011	13:00	Cloudy	000989	2.7568	2.7624	14804.40	14805.40	1.00	0.80	0.80	0.80	48	116
17/9/2011	8:25	Sunny	001180	2.7678	2.7750	14829.39	14830.39	1.00	1.15	1.15	1.15	69	105
17/9/2011	9:31	Sunny	001182	2.7710	2.7765	14830.39	14831.39	1.00	1.15	1.15	1.15	69	80
17/9/2011	10:35	Sunny	001184	2.7695	2.7753	14831.39	14832.39	1.00	1.03	1.03	1.03	62	94
23/9/2011	8:15	Cloudy	001167	2.7449	2.7603	14856.38	14857.38	1.00	1.16	1.16	1.16	69	222
23/9/2011	9:18	Cloudy	001168	2.7586	2.7723	14857.38	14858.38	1.00	1.16	1.16	1.16	69	197
23/9/2011	10:20	Cloudy	001290	2.8416	2.8494	14858.38	14859.38	1.00	1.16	1.16	1.16	69	112



Location: MA1w - International Finance Centre (Western Wing)

Report on 24-hour TSP monitoring
 Action Level ($\mu\text{g}/\text{m}^3$) - 173.4
 Limit Level ($\mu\text{g}/\text{m}^3$) - 260

Date	Sampling Time	Weather Condition	Filter paper no.	Filter Weight, g		Elapse Time, hr		Sampling Time, hr	Flow Rate, m^3/min			Total Volume, m^3	TSP Level, $\mu\text{g}/\text{m}^3$
				Initial	Final	Initial	Final		Initial, Q_{si}	Final, Q_{sf}	Average		
30/8/2011	8:00	Fine	001154	2.7476	3.0070	10542.57	10566.56	23.99	1.25	1.25	1.25	1803	144
5/9/2011	8:00	Fine	001129	2.7847	2.9086	10569.55	10593.54	23.99	1.26	1.26	1.26	1811	68
10/9/2011	8:00	Fine	001140	2.7446	2.8561	10596.54	10620.54	24.00	1.26	1.26	1.26	1814	61
16/9/2011	8:00	Sunny	001263	2.8736	2.9393	10623.54	10647.53	23.99	1.26	1.26	1.26	1810	36
23/9/2011*	16:15	Cloudy	001302	2.8641	3.0384	10653.53	10677.53	24.00	1.34	1.34	1.34	1924	91

*Due to lack of power supply, the 24-hr TSP was re-scheduled from 22/9/2011 to 23/9/2011

Report on 1-hour TSP monitoring
 Action Level ($\mu\text{g}/\text{m}^3$) - 325.1
 Limit Level ($\mu\text{g}/\text{m}^3$) - 500

Date	Sampling Time	Weather Condition	Filter paper no.	Filter Weight, g		Elapse Time, hr		Sampling Time, hr	Flow Rate, m^3/min			Total Volume, m^3	TSP Level, $\mu\text{g}/\text{m}^3$
				Initial	Final	Initial	Final		Initial, Q_{si}	Final, Q_{sf}	Average		
31/8/2011	8:27	Fine	001031	2.7752	2.7866	10566.56	10567.56	1.00	1.25	1.30	1.27	76	149
31/8/2011	9:32	Fine	001033	2.7939	2.8057	10567.56	10568.56	1.00	1.25	1.25	1.25	75	157
31/8/2011	10:40	Fine	001127	2.7707	2.7853	10568.56	10569.55	0.99	1.25	1.25	1.25	74	197
6/9/2011	8:32	Fine	001134	2.7757	2.7812	10593.54	10594.54	1.00	1.26	1.26	1.26	75	73
6/9/2011	9:56	Fine	001136	2.7606	2.7662	10594.54	10595.54	1.00	1.26	1.26	1.26	75	74
6/9/2011	11:00	Fine	001138	2.7683	2.7742	10595.54	10596.54	1.00	1.26	1.26	1.26	75	78
12/9/2011	9:05	Cloudy	001307	2.8683	2.8758	10620.54	10621.54	1.00	1.26	1.21	1.24	74	101
12/9/2011	10:07	Cloudy	001309	2.8686	2.8761	10621.54	10622.54	1.00	1.26	1.11	1.19	71	105
12/9/2011	13:00	Cloudy	001310	2.8818	2.8878	10622.54	10623.54	1.00	1.31	1.02	1.16	70	86
17/9/2011	8:35	Sunny	001165	2.7646	2.7675	10647.53	10648.53	1.00	1.31	1.31	1.31	78	37
17/9/2011	9:38	Sunny	001231	2.8677	2.8709	10648.53	10649.53	1.00	1.31	1.31	1.31	78	41
17/9/2011	10:46	Sunny	001233	2.8686	2.8721	10649.53	10650.53	1.00	1.21	1.22	1.22	73	48
23/9/2011	13:00	Cloudy	001235	2.8438	2.8620	10650.53	10651.53	1.00	1.26	1.26	1.26	76	240
23/9/2011	14:05	Cloudy	001271	2.8499	2.8608	10651.53	10652.53	1.00	1.07	1.07	1.07	64	170
23/9/2011	15:10	Cloudy	001274	2.8718	2.8839	10652.53	10653.53	1.00	1.34	1.34	1.34	80	151



Location: MA1e - International Finance Centre (Eastern Wing)

Report on 24-hour TSP monitoring

Action Level ($\mu\text{g}/\text{m}^3$) - 173.4
 Limit Level ($\mu\text{g}/\text{m}^3$) - 260

Date	Sampling Time	Weather Condition	Filter paper no.	Filter Weight, g		Elapse Time, hr		Sampling Time, hr	Flow Rate, m^3/min			Total Volume, m^3	TSP Level, $\mu\text{g}/\text{m}^3$
				Initial	Final	Initial	Final		Initial, Q_{si}	Final, Q_{sf}	Average		
30/8/2011	8:00	Fine	001163	2.7485	3.0209	7364.26	7388.25	23.99	1.31	1.31	1.31	1887	144
5/9/2011	8:00	Fine	001128	2.7766	2.9377	7391.25	7415.25	24.00	1.32	1.32	1.41	1895	85
10/9/2011	8:00	Fine	001139	2.7731	2.8809	7418.24	7442.23	23.99	1.32	1.32	1.32	1896	57
16/9/2011	8:00	Sunny	001262	2.8757	2.9279	7445.23	7469.22	23.99	1.32	1.32	1.32	1893	28
22/9/2011	8:00	Cloudy	001234	2.8468	3.0456	7472.22	7496.22	24.00	1.34	1.34	1.34	1932	103

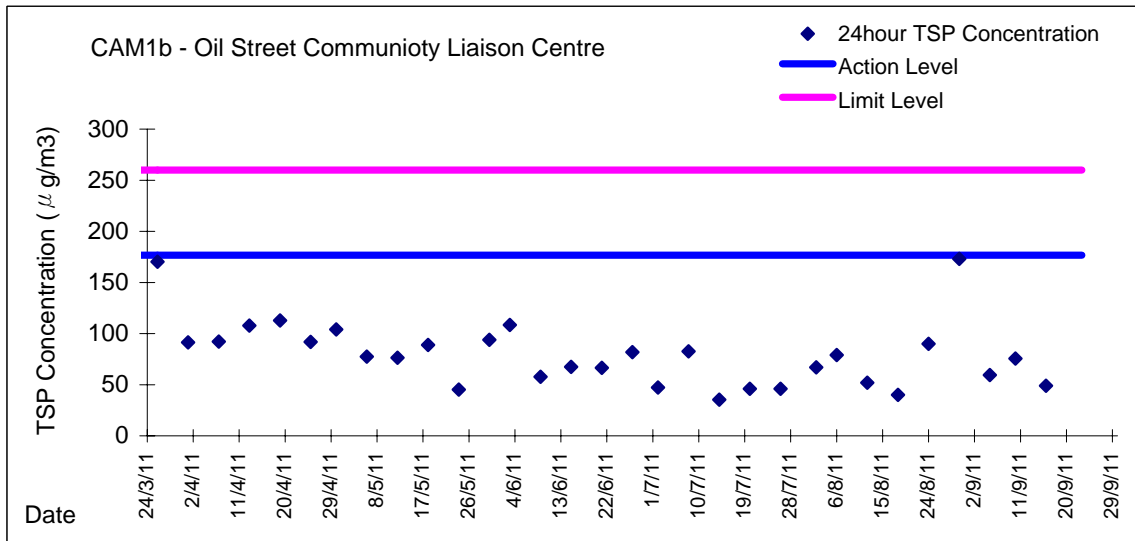
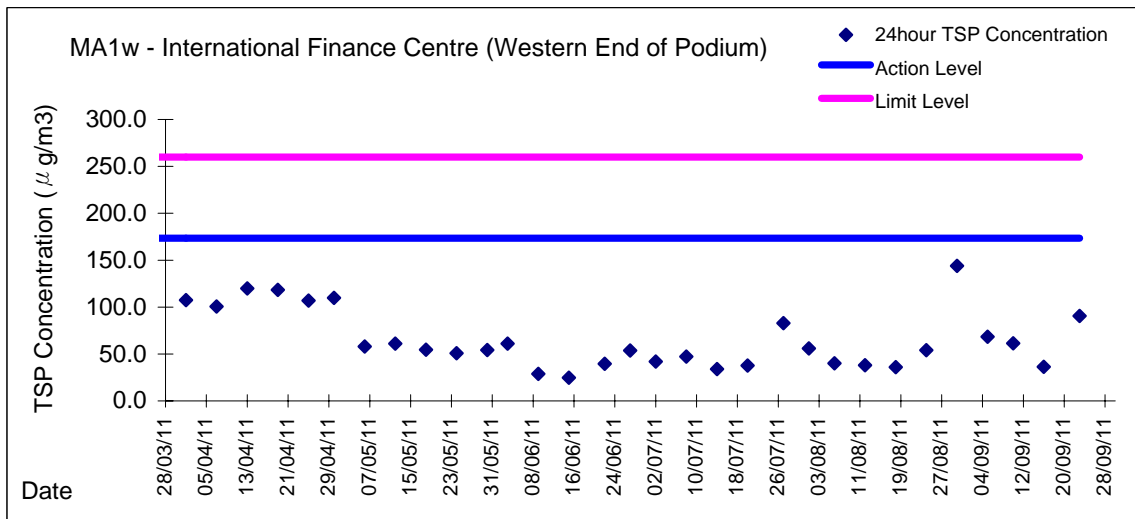
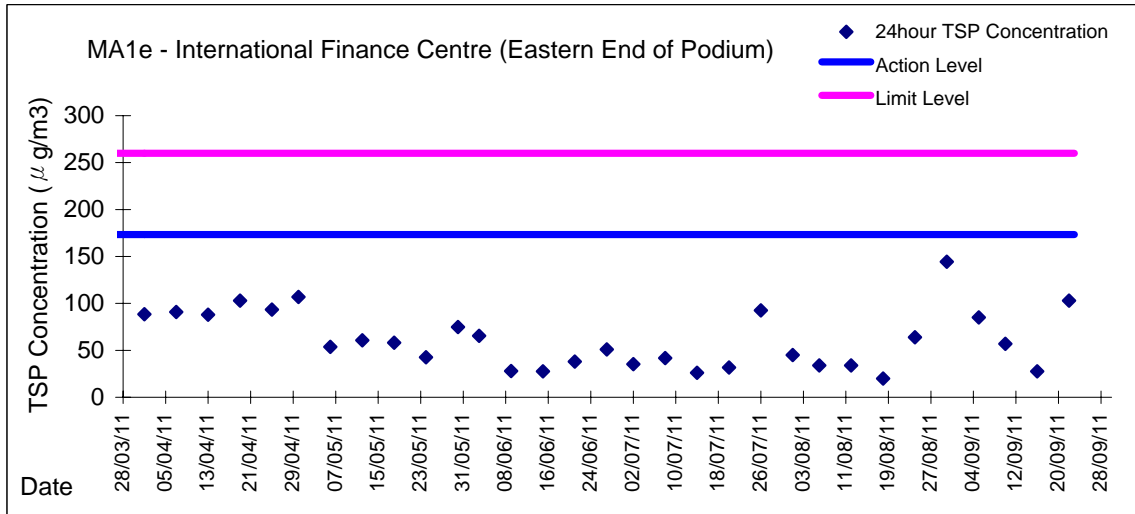
Report on 1-hour TSP monitoring

Action Level ($\mu\text{g}/\text{m}^3$) - 325.1
 Limit Level ($\mu\text{g}/\text{m}^3$) - 500

Date	Sampling Time	Weather Condition	Filter paper no.	Filter Weight, g		Elapse Time, hr		Sampling Time, hr	Flow Rate, m^3/min			Total Volume, m^3	TSP Level, $\mu\text{g}/\text{m}^3$
				Initial	Final	Initial	Final		Initial, Q_{si}	Final, Q_{sf}	Average		
31/8/2011	8:20	Fine	001030	2.7970	2.8082	7388.25	7389.25	1.00	1.29	1.31	1.30	78	144
31/8/2011	9:26	Fine	001032	2.7867	2.7985	7389.25	7390.25	1.00	1.31	1.31	1.31	78	150
31/8/2011	10:31	Fine	001126	2.7512	2.7667	7390.25	7391.25	1.00	1.31	1.31	1.31	78	198
6/9/2011	8:25	Fine	001132	2.7748	2.7800	7415.24	7416.24	1.00	1.30	1.32	1.31	78	66
6/9/2011	9:50	Fine	001135	2.7777	2.7889	7416.24	7417.24	1.00	1.32	1.32	1.32	79	142
6/9/2011	10:50	Fine	001137	2.7718	2.7766	7417.24	7418.24	1.00	1.32	1.32	1.32	79	61
12/9/2011	9:01	Cloudy	001306	2.8794	2.8858	7442.23	7443.23	1.00	1.28	1.32	1.30	78	82
12/9/2011	10:03	Cloudy	001308	2.8690	2.8753	7443.23	7444.23	1.00	1.28	1.32	1.30	78	81
12/9/2011	13:00	Cloudy	001261	2.8820	2.8878	7444.23	7445.23	1.00	1.32	1.32	1.32	79	73
17/9/2011	8:27	Sunny	001164	2.7633	2.7657	7469.22	7470.22	1.00	1.31	1.31	1.31	79	30
17/9/2011	9:30	Sunny	001166	2.7709	2.7736	7470.22	7471.22	1.00	1.31	1.31	1.31	79	34
17/9/2011	10:40	Sunny	001232	2.8591	2.8619	7471.22	7472.22	1.00	1.31	1.31	1.31	79	36
23/9/2011	8:18	Cloudy	001267	2.8589	2.8687	7496.22	7497.22	1.00	1.34	1.34	1.34	81	122
23/9/2011	9:56	Cloudy	001268	2.8584	2.8691	7497.22	7498.22	1.00	1.34	1.34	1.34	81	133
23/9/2011	11:00	Cloudy	001269	2.8432	2.8550	7498.22	7499.22	1.00	1.34	1.34	1.34	81	147

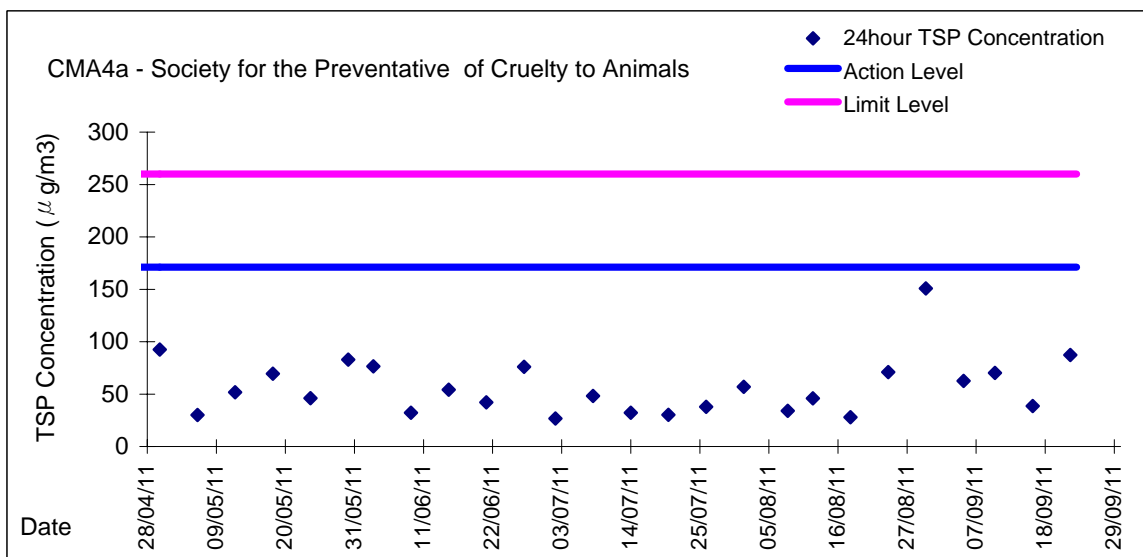
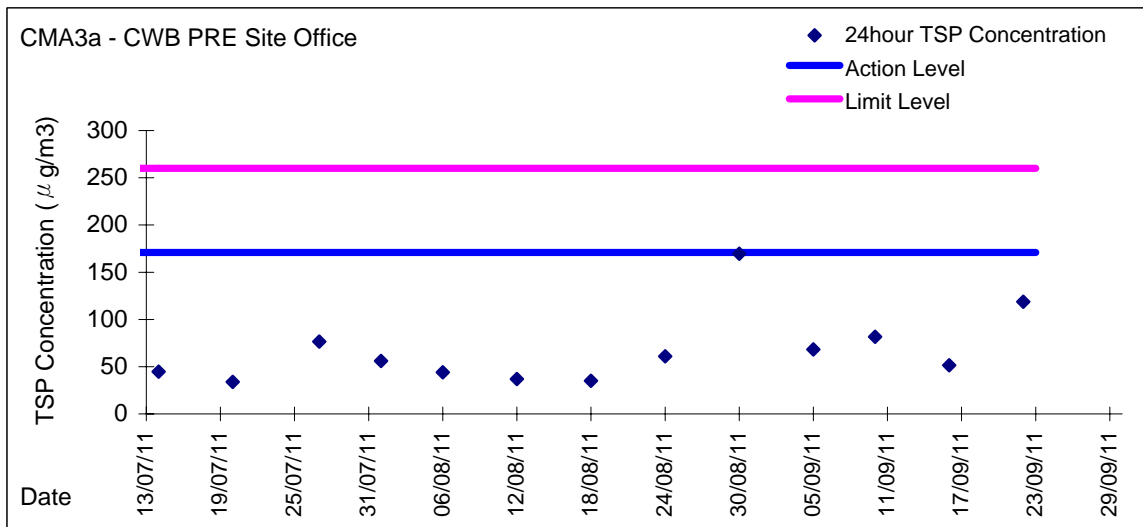
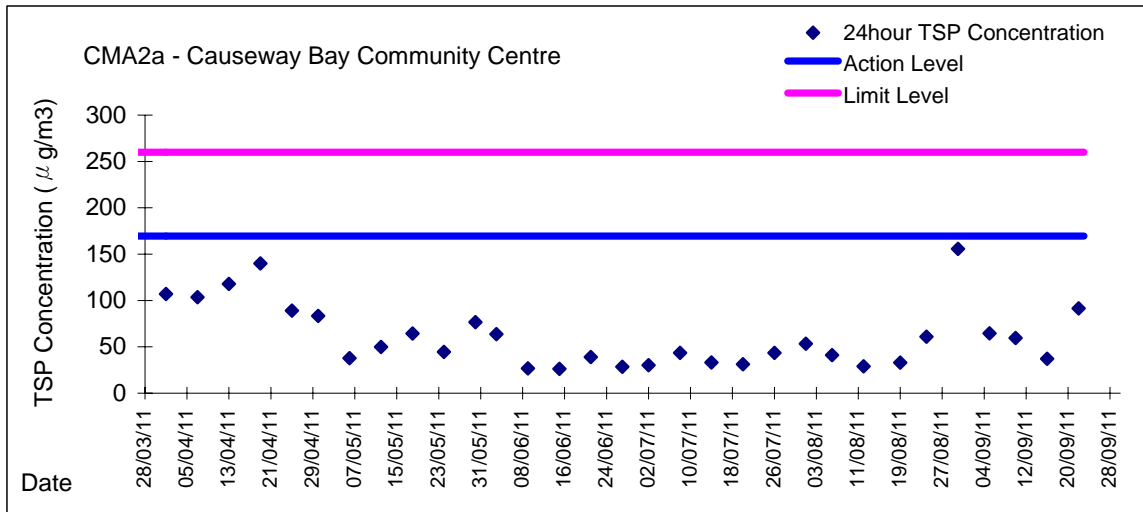


Graphic Presentation of 24 hour TSP Result



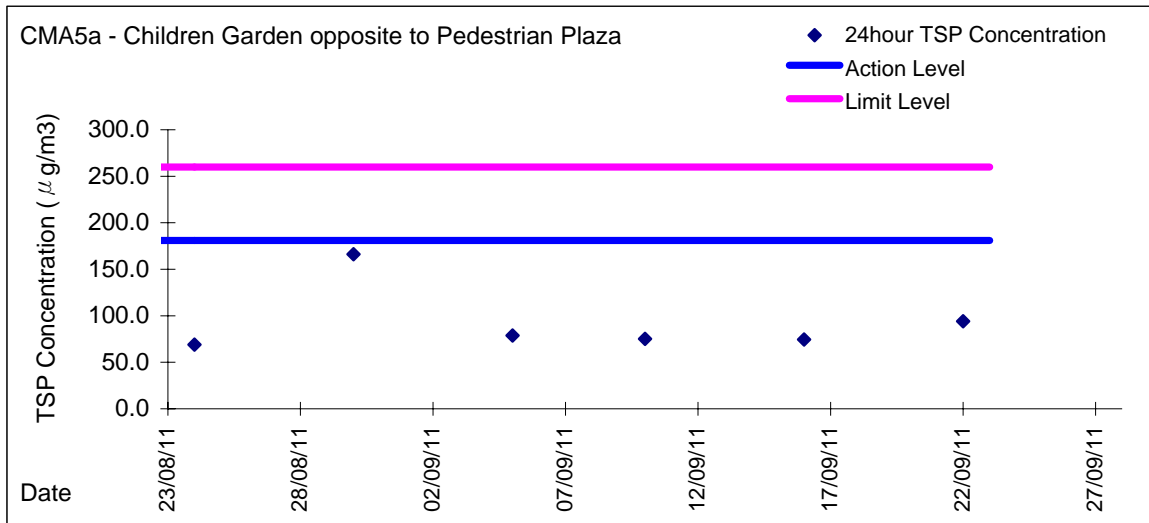


Graphic Presentation of 24 hour TSP Result

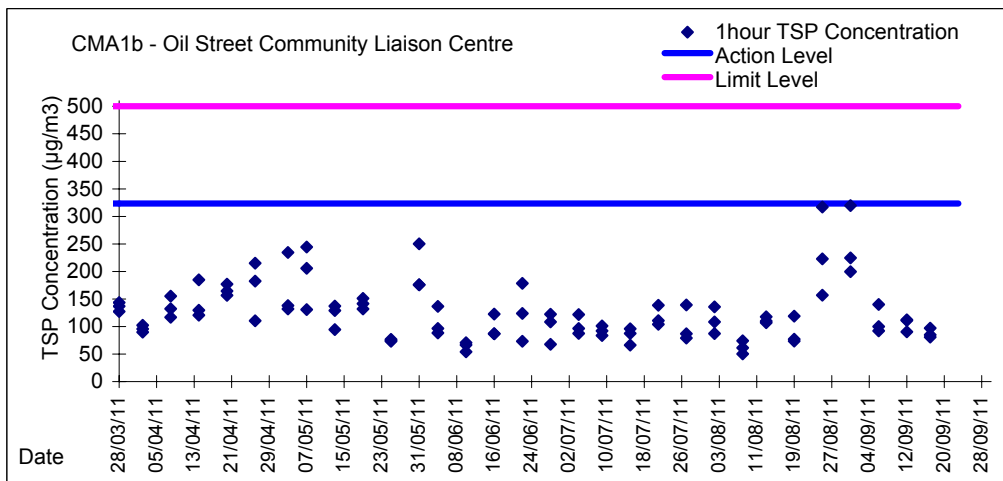
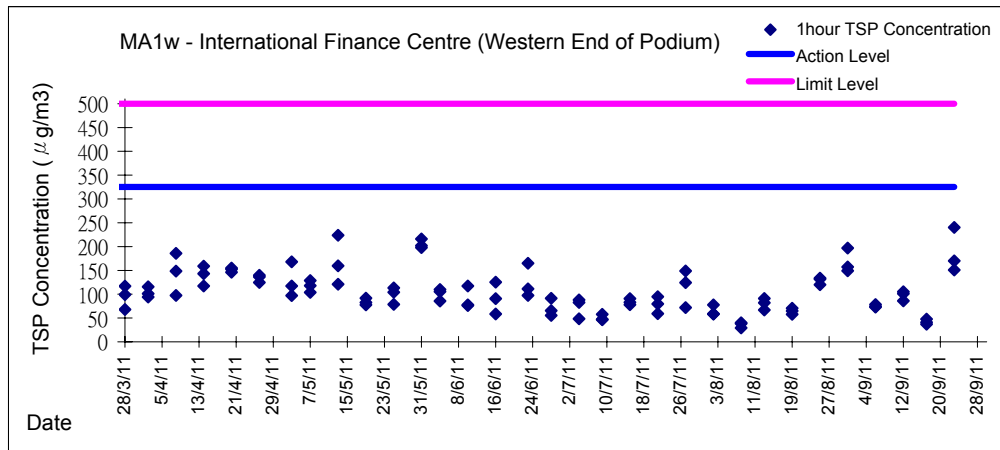
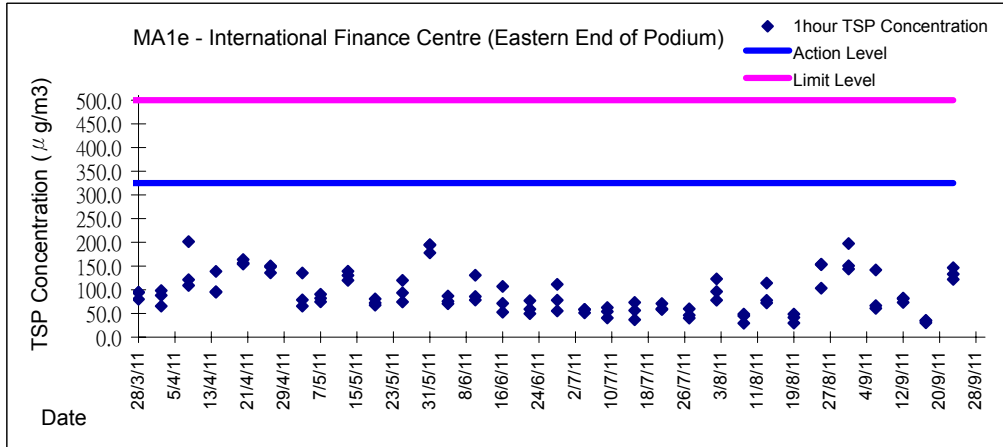




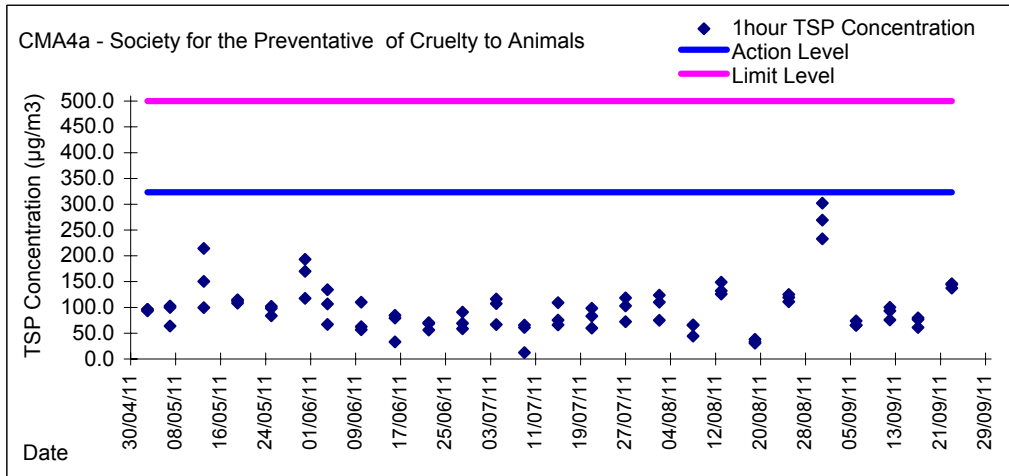
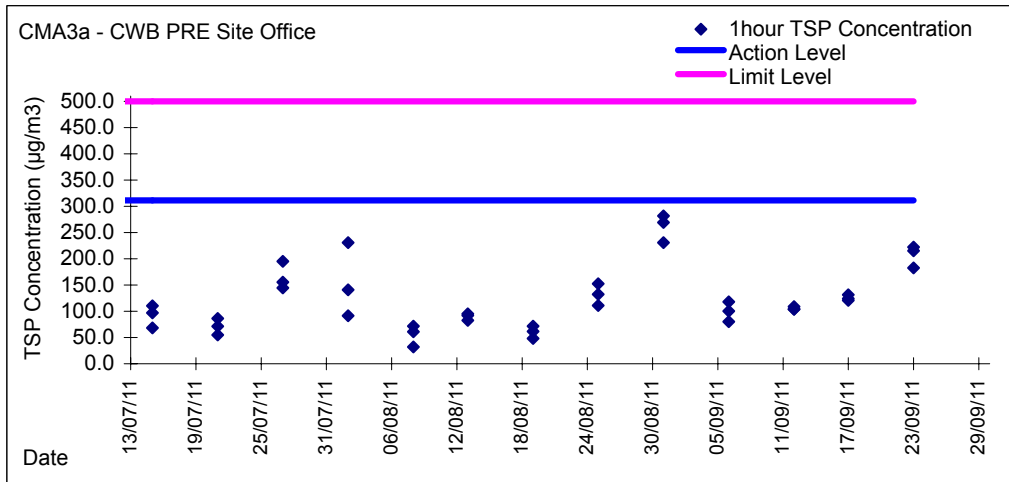
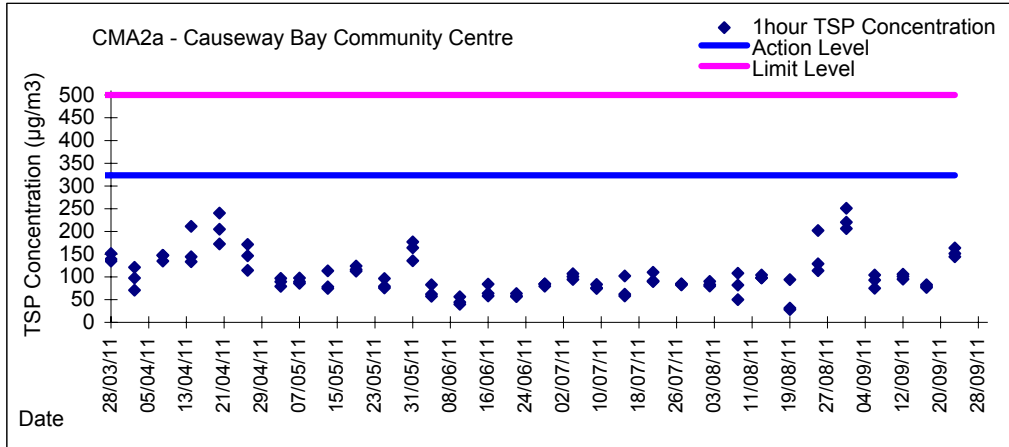
Graphic Presentation of 24 hour TSP Result



Graphic Presentation of 1 hour TSP Result



Graphic Presentation of 1 hour TSP Result





Graphic Presentation of 1 hour TSP Result

